

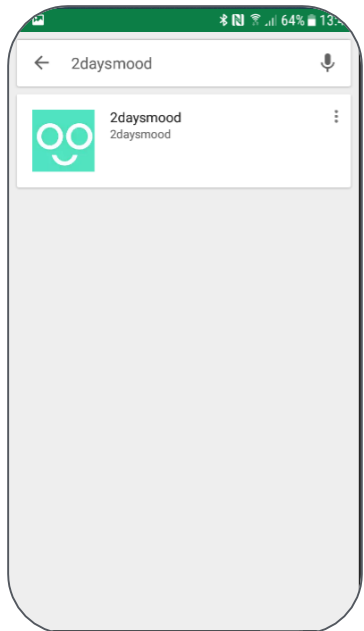
App Installation Guideline



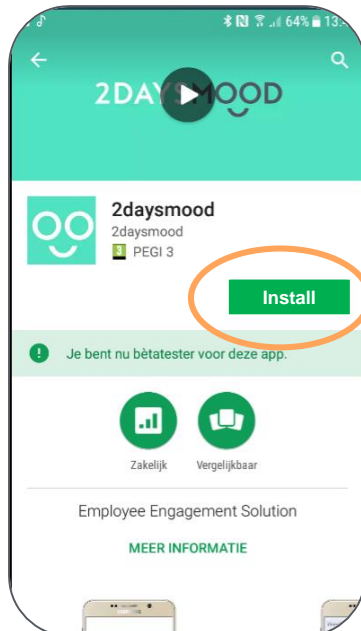
IN 6 STEPS

Attention! When asked if you want to receive messages (push notifications), click 'yes' to confirm.

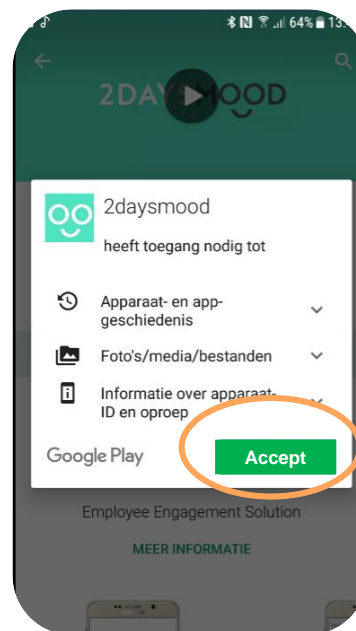
Open the Google Play App or Apple Store on your mobile phone. Type '2DAYSMOOD' in the search bar and click on the logo.



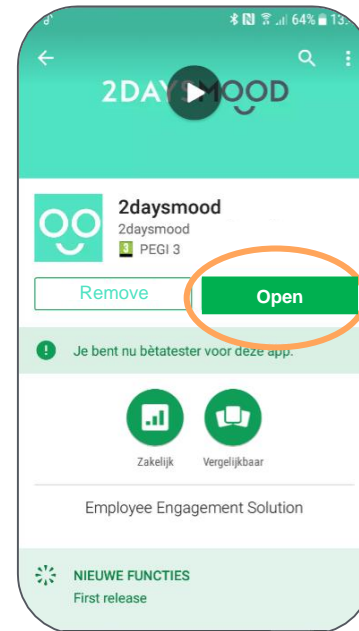
Click on 'Install'. The 2DAYSMOOD app is save and free.



Click on 'Accept' to continue. Wait until the app has been downloaded.

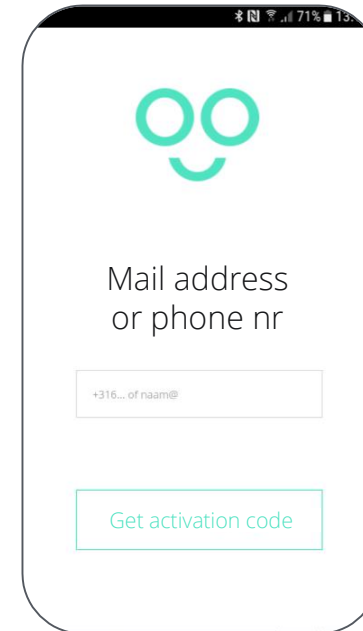


As soon as you see the screen below, click on 'Open'.



Now fill in your company e-mail or telephone number.

Next, click on 'Get activation code'. You will receive the code via SMS or e-mail.



Once you have entered the activation code, click on 'Send'. This will complete the installation and you can open the app.

